



EUROPEAN CITIES AND REGIONS NETWORKING  
FOR INNOVATIVE TRANSPORT SOLUTIONS



# HIGH QUALITY BUS NETWORK TO MAKE A DIFFERENCE IN CATALONIA

*@xprés.cat*





EUROPEAN CITIES AND REGIONS NETWORKING  
FOR INNOVATIVE TRANSPORT SOLUTIONS



## INDEX

1. Interurban bus network in Catalonia
2. BHLS network in Catalonia: exprés.cat
3. Implementation of exprés.cat
4. Results of exprés.cat



EUROPEAN CITIES AND REGIONS NETWORKING  
FOR INNOVATIVE TRANSPORT SOLUTIONS



# 1. INTERURBAN BUS NETWORK IN CATALONIA



## MAIN FIGURES YEAR 2013

- **53,8** milion of trips
- **706** bus lines
- **86%** vehicles adapted
- Fleet average age: **7,6**
- **57%** increase of demand during the last 10 years
- **62** private companies
- **152** concessions
- **79,6** vehicles-milion km

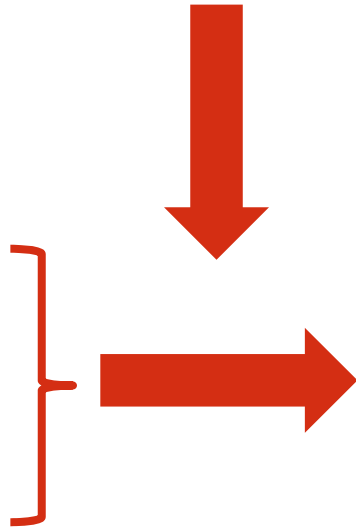


# HIERARCHY OF NETWORK

## BHLS (Buses With High Level of Service)

53,8 Milion of trips

706 bus lines



**TOP 40**

- 40% demand
- 40 bus lines
- 30 passengers/expedition



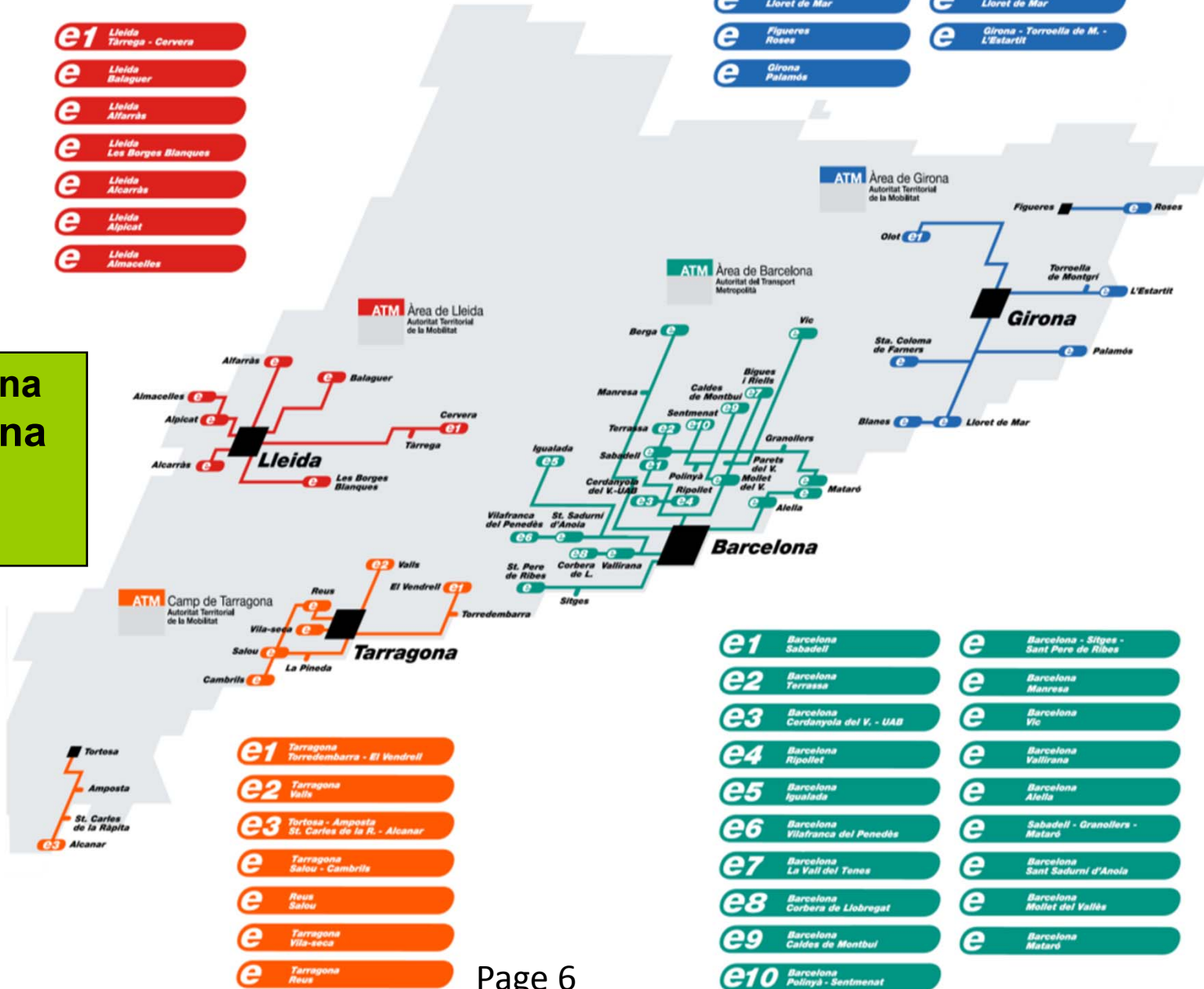
# Xarxa Exprés.cat

E  
F

- e1** Lleida - Tàrraga - Corvera
- e** Lleida - Balaguer
- e** Lleida - Alfarràs
- e** Lleida - Les Borges Blanques
- e** Lleida - Alcarràs
- e** Lleida - Alpicat
- e** Lleida - Almacelles

- e1** Girona - Olot
- e** Girona - St. Coloma de Farners
- e** BIANES - Lloret de Mar
- e** Girona - Lloret de Mar
- e** Figueres - Roses
- e** Girona - Torroella de M. - L'Estarit
- e** Girona - Palamós

19 Barcelona  
7 Tarragona  
7 Girona  
7 Lleida



- e1** Tarragona - Torredembarra - El Vendrell
- e2** Tarragona - Vilès
- e3** Tortosa - Amposta - St. Carles de la R. - Alcanar
- e** Tarragona - Salou - Cambrils
- e** Reus - Salou
- e** Tarragona - Vila-seca
- e** Tarragona - Reus

- e1** Barcelona - Sabadell
- e2** Barcelona - Terrassa
- e3** Barcelona - Cerdanyola del V. - UAB
- e4** Barcelona - Ripollat
- e5** Barcelona - Igualada
- e6** Barcelona - Vilafranca del Penedès
- e7** Barcelona - La Vall del Tenes
- e8** Barcelona - Corbera de Llobregat
- e9** Barcelona - Caldes de Montbui
- e10** Barcelona - Polinyà - Sentmenat
- e** Barcelona - Sitges - Sant Pere de Ribes
- e** Barcelona - Manresa
- e** Barcelona - Vic
- e** Barcelona - Vallirana
- e** Barcelona - Alella
- e** Sabadell - Granollers - Mataró
- e** Barcelona - Sant Sadurn d'Anoia
- e** Barcelona - Mollet del Vallès
- e** Barcelona - Mataró



EUROPEAN CITIES AND REGIONS NETWORKING  
FOR INNOVATIVE TRANSPORT SOLUTIONS



## 2. *BHLS* NETWORK IN CATALONIA: *EXPRÉS.CAT*



EUROPEAN CITIES AND REGIONS NETWORKING  
FOR INNOVATIVE TRANSPORT SOLUTIONS



## MAIN CHARACTERISTICS

**HIGH FREQUENCY IN PEAK HOURS  
AND NEW DIRECT BUS SERVICES**



**HIGH AND COMPETITIVE COMMERCIAL SPEED:  
USE OF HOV-BUS LANES, PRIORITY IN TRAFFIC  
INTERSECTIONS, BUS STOP IMPROVEMENTS**







EUROPEAN CITIES AND REGIONS NETWORKING  
FOR INNOVATIVE TRANSPORT SOLUTIONS



## MAIN CHARACTERISTICS

**REAL TIME INFORMATION TO THE USER:  
BUS STOPS WITH DYNAMIC INFORMATION  
PANELS UPDATED IN REAL TIME (40 PANELS)  
AS WELL AS INFORMATION INSIDE THE  
VEHICLE.**



**100% ACCESSIBLE VEHICLES  
FOR DISABLED PEOPLE**





EUROPEAN CITIES AND REGIONS NETWORKING  
FOR INNOVATIVE TRANSPORT SOLUTIONS



# MAIN CHARACTERISTICS

**MORE SUSTAINABLE  
AND COMFORT VEHICLES:  
USE OF BIODIESEL AND WI-FI  
INSIDE THE BUSES**



**MORE INTERMODALITY  
WITH OTHER MODES  
OF TRANSPORT**






EUROPEAN CITIES AND REGIONS NETWORKING  
FOR INNOVATIVE TRANSPORT SOLUTIONS



# MAIN CHARACTERISTICS

**NEW IMAGE:**  
THE BUS EXPRESS NETWORK  
IS INTEGRATED UNDER A NEW  
CORPORATE IMAGE *EXPRÉS.CAT*  
WHICH BRINGS VISIBILITY  
TO THE USER AND FACILITATE  
THEIR RAPID IDENTIFICATION



THESE LINES ARE PART OF  
THE INTEGRATED FARE SYSTEM





EUROPEAN CITIES AND REGIONS NETWORKING  
FOR INNOVATIVE TRANSPORT SOLUTIONS



## FUNDING NETWORK

### PPP: Public-private partnership

- Financing of **new vehicles**: (240.000 €/veh)
  - 2/3 Operator of public transport
  - 1/3 Generalitat of Catalonia
- Financing and producing the implementation of the **new image and information to the user**: 100% operators of public transport.
- Financing of **services**: Generalitat-Operator



EUROPEAN CITIES AND REGIONS NETWORKING  
FOR INNOVATIVE TRANSPORT SOLUTIONS



## 3. IMPLEMENTATION OF EXPRÉS.CAT



## IMPLEMENTATION

15 exprés.cat bus lines have been implemented since 2012 → 37,5% of the total

BARCELONA

10

TARRAGONA

3

GIRONA

1

LLEIDA

1

FORECAST 2015: 8 NEW MORE BUS LINES



Line	Freq. peak hour	Exp/ day	Δ Exp	Travel time	Real time info	SAE (AVMS)	Adapted buses	WIFI
<b>e1</b> (new)	15 minutes	27+27	Tot	30 minutes	5	100%	100%	Yes
<b>e2</b> (new)	20 minutes	22+22	Tot	40 minutes	7	100%	100%	Yes
<b>e3</b> (R)	20 minutes	30 minutes not peak hour	12+12	45-50 minutes	6	100%	100%	Yes
<b>e4</b> (R)	10 minutes	15-20 minutes not peak hour	17+17 M-F 30+30 aug 15+15 sat	30 minutes	10	100%	100%	No
<b>e5</b> (R)	20 minutes *	28+23	15+15	1 hour	5	100%	100%	Yes





Line	Freq.pP eak hour	Exp/ day	Δ Exp	Travel time	Real time info	SAE (AVMS)	Adapted buses	WIFI
<b>e6</b> (R)	20-30 minutes *	22+23	4+4	45 minutes	4	100%	100%	Yes
<b>e7</b> (R)	30 minutes *	13+14	1+1	45 minutes	6	100%	100%	Yes
<b>e8</b> (R)	10-15 minutes *	40+37	8+5	45 minutes	-	In process	100%	Yes
<b>e9</b> (R)	15 minutes *	46+49	6+6 f M-F 18+18 aug 16+16 sat	45 minutes	4	100%	100%	Yes
<b>e10</b> (R)	15-30 minutes *	31+29	3+3 M-F 13+13 aug 10+10 sat	1 hour	3	100%	100%	Yes







Line	Freq peak hour	Exp / day	Δ Exp	Travel time	SAE (AVMS)/ Bus station info	Adapted buses	WIFI
<b>e1</b> (R)	-	7+7	5+5	1 hour i 5 minutes	Bus stations pannels	100%	Yes
<b>e1</b> (R)	2 hores	8+8	4+4	55 minutes	Bus stations pannels	100%	Yes
<b>e1</b> (new)	1:50 – 2:00 hours *	7+7	All	40 minutes	In process	100%	Yes
<b>e2</b> (new)	1:50 – 2:00 hours *	11+11	All	45 minutes	Bus stations pannels	100%	Yes
<b>e3</b> (new)	2 hours	9+9	All	45 minutes	In process	100%	Yes



EUROPEAN CITIES AND REGIONS NETWORKING  
FOR INNOVATIVE TRANSPORT SOLUTIONS



## 4. RESULTS OF EXPRÉS.CAT



## INCREASE OF DEMAND

**EXPRÉS.CAT CORRIDORS**



**550.000 trips/month (september, 13 lines)**



**34 passengers / expedition**



**January – October 2014: 3,8M of trips**





EUROPEAN CITIES AND REGIONS NETWORKING  
FOR INNOVATIVE TRANSPORT SOLUTIONS



## EXAMPLES:

**e3:** 17% increase of demand with 113.000 passengers/year more

**e4:** 25% increase of demand with 130.000 passengers/year more

**e5:** 4% increase of demand within all corridor (1M trips/year)

**e7:** 56% increase of demand of the bus expres line and 5% within the corridor (1M trip/year)

**e9:** 13% increase of bus expres line demand and 4% of the corridor (1,7M trips/year)

**e1:** 18% increase of bus expres line demand (July-October 2014)



EUROPEAN CITIES AND REGIONS NETWORKING  
FOR INNOVATIVE TRANSPORT SOLUTIONS



## USERS SATISFACTION:

### SATISFACTION SURVEYS:

an average of more than 8 points  
(for example, e4: 9,1 points  
e2: 8,5 points)



Watch the video at link: [expres.cat](http://expres.cat)



EUROPEAN CITIES AND REGIONS NETWORKING  
FOR INNOVATIVE TRANSPORT SOLUTIONS



# Thank you for your attention!

<http://www.gencat.cat/territori>



Generalitat de Catalunya  
**Departament de Territori  
i Sostenibilitat**